



Collection 2025

FLOORING

www.radheceramics.com

Large Format Porcelain



The World of Luxury

COUNTLESS APPLICATIONS

Large-sized Porcelains are designed to be transformed to satisfy the expectations of the architectural and design world. Mainly used for wall applications, they can also be used to cover furniture

Thin porcelain and its imposing scale make it possible to create distinctive cuts and finishes, opening up an infinite universe of applications.

Heat, stain, frost, scratch and UV resistant, waterproof, highly hygienic, no sealing required, large porcelain is perfect for a multitude of projects



Shops



Shopping centers



Bathrooms



Interior design
& furniture



Airports



Hotels



Offices



Homes



Restaurants



Ventilated
curtain walls

SIZEABLE ADVANTAGES

Our large format porcelain stoneware slabs are made using the most modern sintering technologies. The result of this manufacturing method is a compact material that is resistant to chemical products, mould, frost and fire, and can hold its own against stress, wear and tear.

Thin porcelain also offers great flexibility, and ease of cutting, drilling and transport. Comply with Leed requirements Criterion 4.1 regarding recycled contents.



Stain resistance of unglazed matte porcelain



Resistance to chemicals



Fewer joints & high level of precision



Resistant to thermal shocks



Easy to clean



Frost resistance



Easy to install



Bending strength




Easy to cut & drill



Resistance to traffic & wear



Resistant to traffic and wear



BORGHINI ORO

Formats:
1200x1600MM

Thickness:
15MM | 18MM

Body Type
White Body



Stain resistance of
unglazed matte
porcelain



Resistance
to chemicals



Fewer joints
& high level
of precision



Resistant
to thermal shocks



Bending strength



Easy
to cut & drill



Resistance
to traffic & wear



Resistant to traffic
and wear



CAPRICORN GOLD

Formats:
1200x1600MM

Thickness:
15MM | 18MM

Body Type
White Body


Stain resistance of
unglazed matte
porcelain


Resistance
to chemicals


Fewer joints
& high level
of precision


Resistant
to thermal shocks


Bending strength


Easy
to cut & drill


Resistance
to traffic & wear


Resistant to traffic
and wear



HORE STATUARIO

Formats:
1200x1600MM

Thickness:
15MM | 18MM

Body Type
White Body



Stain resistance of
unglazed matte
porcelain



Resistance
to chemicals



Fewer joints
& high level
of precision



Resistant
to thermal shocks



Bending strength



Easy
to cut & drill



Resistance
to traffic & wear



Resistant to traffic
and wear



LUNA WHITE

Formats:

1200x1600MM

Thickness:

15MM | 18MM

Body Type

White Body



Stain resistance of
unglazed matte
porcelain



Resistance
to chemicals



Fewer joints
& high level
of precision



Resistant
to thermal shocks



Bending strength



Easy
to cut & drill



Resistance
to traffic & wear



Resistant to traffic
and wear



ROSALIA WHITE

Formats:
1200x1600MM

Thickness:
15MM | 18MM

Body Type
White Body


Stain resistance of
unglazed matte
porcelain


Resistance
to chemicals


Fewer joints
& high level
of precision



Resistant
to thermal shocks


Bending strength


Easy
to cut & drill


Resistance
to traffic & wear


Resistant to traffic
and wear



SEAMLESS STATUARIO

Formats:

1200x1600MM

Thickness:

15MM | 18MM

Body Type

White Body



Stain resistance of
unglazed matte
porcelain



Resistance
to chemicals



Fewer joints
& high level
of precision



Resistant
to thermal shocks



Bending strength



Easy
to cut & drill



Resistance
to traffic & wear



Resistant to traffic
and wear



STATUARIO GOLD

Formats:
1200x1600MM

Thickness:
15MM | 18MM

Body Type
White Body


Stain resistance of
unglazed matte
porcelain


Resistance
to chemicals


Fewer joints
& high level
of precision



Resistant
to thermal shocks


Bending strength


Easy
to cut & drill


Resistance
to traffic & wear


Resistant to traffic
and wear



STATUARIO GREY

Formats:
1200x1600MM

Thickness:
15MM | 18MM

Body Type
White Body



Stain resistance of
unglazed matte
porcelain



Resistance
to chemicals



Fewer joints
& high level
of precision



Resistant
to thermal shocks



Bending strength



Easy
to cut & drill



Resistance
to traffic & wear



Resistant to traffic
and wear



STATUARIO PEARL

Formats:

1200x1600MM

Thickness:

15MM | 18MM

Body Type

White Body



Stain resistance of
unglazed matte
porcelain



Resistance
to chemicals



Fewer joints
& high level
of precision



Resistant
to thermal shocks



Bending strength



Easy
to cut & drill



Resistance
to traffic & wear



Resistant to traffic
and wear



CEMENTO FEEL

Formats:
1200x1600MM

Thickness:
15MM | 18MM

Body Type
Grey Body


Stain resistance of
unglazed matte
porcelain


Resistance
to chemicals


Fewer joints
& high level
of precision


Resistant
to thermal shocks


Bending strength


Easy
to cut & drill


Resistance
to traffic & wear


Resistant to traffic
and wear



DOVE CREAM

Formats:

1200x1600MM

Thickness:

15MM | 18MM

Body Type

Ivory Body



Stain resistance of
unglazed matte
porcelain



Resistance
to chemicals



Fewer joints
& high level
of precision



Resistant
to thermal shocks



Bending strength



Easy
to cut & drill



Resistance
to traffic & wear



Resistant to traffic
and wear



LIME STONE

Formats:
1200x1600MM

Thickness:
15MM | 18MM

Body Type
Ivory Body


Stain resistance of
unglazed matte
porcelain


Resistance
to chemicals


Fewer joints
& high level
of precision


Resistant
to thermal shocks


Bending strength


Easy
to cut & drill


Resistance
to traffic & wear


Resistant to traffic
and wear



LUMINA OFF WHITE

Formats:

1200x1600MM

Thickness:

15MM | 18MM

Body Type

White Body



Stain resistance of
unglazed matte
porcelain



Resistance
to chemicals



Fewer joints
& high level
of precision



Resistant
to thermal shocks



Bending strength



Easy
to cut & drill



Resistance
to traffic & wear



Resistant to traffic
and wear



SANDSTONE

Formats:
1200x1600MM

Thickness:
15MM | 18MM

Body Type
Grey Body


Stain resistance of
unglazed matte
porcelain


Resistance
to chemicals


Fewer joints
& high level
of precision



Resistant
to thermal shocks


Bending strength


Easy
to cut & drill


Resistance
to traffic & wear


Resistant to traffic
and wear



TROPICANA CREMA

Formats:

1200x1600MM

Thickness:

15MM | 18MM

Body Type

Ivory Body



Stain resistance of
unglazed matte
porcelain



Resistance
to chemicals



Fewer joints
& high level
of precision



Resistant
to thermal shocks



Bending strength



Easy
to cut & drill



Resistance
to traffic & wear



Resistant to traffic
and wear



ACRON GREY

Formats:

1200x1600MM

Thickness:

15MM | 18MM

Body Type

Grey Body



Stain resistance of
unglazed matte
porcelain



Resistance
to chemicals



Fewer joints
& high level
of precision



Resistant
to thermal shocks



Bending strength



Easy
to cut & drill



Resistance
to traffic & wear



Resistant to traffic
and wear



EMPERIO WHITE

Formats:
1200x1600MM

Thickness:
15MM | 18MM

Body Type
White Body


Stain resistance of
unglazed matte
porcelain


Resistance
to chemicals


Fewer joints
& high level
of precision


Resistant
to thermal shocks


Bending strength


Easy
to cut & drill


Resistance
to traffic & wear


Resistant to traffic
and wear



FENICE GREY

Formats:

1200x1600MM

Thickness:

15MM | 18MM

Body Type

Grey Body



Stain resistance of
unglazed matte
porcelain



Resistance
to chemicals



Fewer joints
& high level
of precision



Resistant
to thermal shocks



Bending strength



Easy
to cut & drill



Resistance
to traffic & wear







Resistant to traffic
and wear



NOVANA GREY

Formats: 1200x1600MM
Thickness: 15MM | 18MM

Body Type
Grey Body

-  Stain resistance of unglazed matte porcelain
-  Resistance to chemicals
-  Fewer joints & high level of precision
-  Resistant to thermal shocks
-  Bending strength
-  Easy to cut & drill
-  Resistance to traffic & wear
-  Resistant to traffic and wear



SPIDER GREY

Formats:
1200x1600MM

Thickness:
15MM | 18MM

Body Type
Grey Body



Stain resistance of
unglazed matte
porcelain



Resistance
to chemicals



Fewer joints
& high level
of precision



Resistant
to thermal shocks



Bending strength



Easy
to cut & drill



Resistance
to traffic & wear



Resistant to traffic
and wear



WILLIAM GREY FEEL

Formats:
1200x1600MM

Thickness:
15MM | 18MM

Body Type
Grey Body



Stain resistance of
unglazed matte
porcelain



Resistance
to chemicals



Fewer joints
& high level
of precision



Resistant
to thermal shocks



Bending strength



Easy
to cut & drill



Resistance
to traffic & wear



Resistant to traffic
and wear



ACRON BEIGE FEEL

Formats:

1200x1600MM

Thickness:

15MM | 18MM

Body Type

Ivory Body



Stain resistance of
unglazed matte
porcelain



Resistance
to chemicals



Fewer joints
& high level
of precision



Resistant
to thermal shocks



Bending strength



Easy
to cut & drill



Resistance
to traffic & wear



Resistant to traffic
and wear



BASALTO BEIGE

Formats:
1200x1600MM

Thickness:
15MM | 18MM

Body Type
Ivory Body



Stain resistance of
unglazed matte
porcelain



Resistance
to chemicals



Fewer joints
& high level
of precision



Resistant
to thermal shocks



Bending strength



Easy
to cut & drill



Resistance
to traffic & wear



Resistant to traffic
and wear



BOTTOCHINO

Formats:
1200x1600MM

Thickness:
15MM | 18MM

Body Type
Ivory Body


Stain resistance of
unglazed matte
porcelain


Resistance
to chemicals


Fewer joints
& high level
of precision


Resistant
to thermal shocks


Bending strength


Easy
to cut & drill


Resistance
to traffic & wear


Resistant to traffic
and wear



BOTTOCHINO NEUVO

Formats:
1200x1600MM

Thickness:
15MM | 18MM

Body Type
Ivory Body



Stain resistance of
unglazed matte
porcelain



Resistance
to chemicals



Fewer joints
& high level
of precision



Resistant
to thermal shocks



Bending strength



Easy
to cut & drill



Resistance
to traffic & wear



Resistant to traffic
and wear



BOTTOCHINO VENATO

Formats:
1200x1600MM

Thickness:
15MM | 18MM

Body Type
Ivory Body


Stain resistance of
unglazed matte
porcelain


Resistance
to chemicals


Fewer joints
& high level
of precision


Resistant
to thermal shocks


Bending strength


Easy
to cut & drill


Resistance
to traffic & wear


Resistant to traffic
and wear



DANISH CREAM

Formats:
1200x1600MM

Thickness:
15MM | 18MM

Body Type
Ivory Body



Stain resistance of
unglazed matte
porcelain



Resistance
to chemicals



Fewer joints
& high level
of precision



Resistant
to thermal shocks



Bending strength




Easy
to cut & drill



Resistance
to traffic & wear



Resistant to traffic
and wear



GLAM BRONZE

Formats:
1200x1600MM

Thickness:
15MM | 18MM

Body Type
Ivory Body



Stain resistance of
unglazed matte
porcelain



Resistance
to chemicals



Fewer joints
& high level
of precision



Resistant
to thermal shocks



Bending strength



Easy
to cut & drill



Resistance
to traffic & wear



Resistant to traffic
and wear



MIAMI CREMA

Formats:
1200x1600MM

Thickness:
15MM | 18MM

Body Type
Ivory Body


Stain resistance of
unglazed matte
porcelain


Resistance
to chemicals


Fewer joints
& high level
of precision


Resistant
to thermal shocks


Bending strength


Easy
to cut & drill


Resistance
to traffic & wear


Resistant to traffic
and wear



NOVANA BEIGE

Formats:
1200x1600MM

Thickness:
15MM | 18MM

Body Type
Ivory Body



Stain resistance of
unglazed matte
porcelain



Resistance
to chemicals



Fewer joints
& high level
of precision



Resistant
to thermal shocks



Bending strength



Easy
to cut & drill



Resistance
to traffic & wear



Resistant to traffic
and wear



TOSCANA CREAM

Formats:

1200x1600MM

Thickness:

15MM | 18MM

Body Type

Ivory Body



Stain resistance of
unglazed matte
porcelain



Resistance
to chemicals



Fewer joints
& high level
of precision



Resistant
to thermal shocks



Bending strength




Easy
to cut & drill



Resistance
to traffic & wear



Resistant to traffic
and wear



OPERA BLACK

Formats:
1200x1600MM

Thickness:
15MM | 18MM

Body Type
Black Body


Stain resistance of
unglazed matte
porcelain


Resistance
to chemicals


Fewer joints
& high level
of precision


Resistant
to thermal shocks


Bending strength


Easy
to cut & drill


Resistance
to traffic & wear


Resistant to traffic
and wear



MARQUINA FEEL

Formats:
1200x1600MM

Thickness:
15MM | 18MM

Body Type
Black Body



Stain resistance of
unglazed matte
porcelain



Resistance
to chemicals



Fewer joints
& high level
of precision



Resistant
to thermal shocks



Bending strength



Easy
to cut & drill



Resistance
to traffic & wear



Resistant to traffic
and wear



METAL BLACK

Formats:
1200x1600MM

Thickness:
15MM | 18MM

Body Type
Black Body



Stain resistance of
unglazed matte
porcelain



Resistance
to chemicals



Fewer joints
& high level
of precision



Resistant
to thermal shocks



Bending strength




Easy
to cut & drill



Resistance
to traffic & wear



Resistant to traffic
and wear



OCEAN BLACK

Formats:
1200x1600MM

Thickness:
15MM | 18MM

Body Type
Black Body


Stain resistance of
unglazed matte
porcelain


Resistance
to chemicals


Fewer joints
& high level
of precision



Resistant
to thermal shocks


Bending strength


Easy
to cut & drill


Resistance
to traffic & wear


Resistant to traffic
and wear



PORTE NOIR

Formats:
1200x1600MM

Thickness:
15MM | 18MM

Body Type
Black Body



Stain resistance of
unglazed matte
porcelain



Resistance
to chemicals



Fewer joints
& high level
of precision



Resistant
to thermal shocks



Bending strength




Easy
to cut & drill



Resistance
to traffic & wear



Resistant to traffic
and wear



PARADISE GREY

Formats:
1200x1600MM

Thickness:
15MM | 18MM

Body Type
Grey Body


Stain resistance of
unglazed matte
porcelain


Resistance
to chemicals


Fewer joints
& high level
of precision


Resistant
to thermal shocks


Bending strength


Easy
to cut & drill


Resistance
to traffic & wear


Resistant to traffic
and wear



ATLANTIC GREY

Formats:
1200x1600MM

Thickness:
15MM | 18MM

Body Type
Grey Body


Stain resistance of
unglazed matte
porcelain


Resistance
to chemicals


Fewer joints
& high level
of precision


Resistant
to thermal shocks


Bending strength


Easy
to cut & drill


Resistance
to traffic & wear


Resistant to traffic
and wear



TRAVENTINO GREY FEEL

Formats:
1200x1600MM

Thickness:
15MM | 18MM

Body Type
Grey Body



Stain resistance of
unglazed matte
porcelain



Resistance
to chemicals



Fewer joints
& high level
of precision



Resistant
to thermal shocks



Bending strength



Easy
to cut & drill



Resistance
to traffic & wear



Resistant to traffic
and wear



TRAVENTINO ROYAL

Formats:
1200x1600MM

Thickness:
15MM | 18MM

Body Type
Ivory Body


Stain resistance of
unglazed matte
porcelain


Resistance
to chemicals


Fewer joints
& high level
of precision


Resistant
to thermal shocks


Bending strength


Easy
to cut & drill


Resistance
to traffic & wear


Resistant to traffic
and wear



JOIN US :      

www.radheceramics.com | export@radheceramics.com | +91 (902) 377 8198